


# Instructions: Phoenix Mercury-Maricopa County Reads Summer Reading Program ticket redemption process

Dear readers,

Thank you for participating in the Maricopa County Reads Summer Reading Program and congratulations on reaching 750 points! Please see instructions below for how to redeem your complimentary tickets. If you have any questions about the process, please email [reading@phoenixmercury.com](mailto:reading@phoenixmercury.com). Thanks again and we hope you enjoy cheering on the Phoenix Mercury this summer!

How to Redeem Tickets:


1. Click on the link to go to the to access: [Phoenix Mercury - Powered by Spinz](#)



2. Click on the button for complimentary tickets.



3. Select the date/game you would like to attend.



4. In the Unit Code section, enter the email address you submitted when requesting tickets and click “validate.” This will enable you to redeem the four complimentary tickets you earned. (Note: If you are redeeming for multiple readers at once, enter and validate all email addresses before proceeding.)

Mercury vs Los Angeles Sparks  
June 2, 2023 at 7:00pm

Use your email address that you used to register in the program to redeem for your complimentary tickets. Enter paid tickets before utilizing the complimentary.

Unit Codes: Enter one at a time and click "Validate".

Upper Sideline / End	Quantity	Price	Subtotal
Complimentary Ticket	<input type="text" value="0"/>	\$0.00	\$0.00
Paid Tickets	<input type="text" value="0"/>	\$36.00	\$0.00

Total Quantity: 0

Select a quantity for each category above. Then seating options will appear. If you do not require seats from a particular category, choose '0'.

5. Select the number of complimentary tickets you would like as well as any additional paid tickets you would like.

Mercury vs Los Angeles Sparks  
June 2, 2023 at 7:00pm

Use your email address that you used to register in the program to redeem for your complimentary tickets. Enter paid tickets before utilizing the complimentary.


Unit Codes: Enter one at a time and click "Validate".

Upper Sideline / End	Quantity	Price	Subtotal
Complimentary Ticket	<input type="text" value="0"/>	\$0.00	\$0.00
Paid Tickets	<input type="text" value="0"/>	\$36.00	\$0.00

Total Quantity: 0

Select a quantity for each category above. Then seating options will appear. If you do not require seats from a particular category, choose '0'.

6. Select the section in which you would like to sit.



Total Quantity: 4

Choose a section:

103	104	105	106
107	108	109	110
111	119	121	122
124			

Reserve best available instead



Are you interested in Premium Suite Rentals at upcoming Phoenix Mercury games?  
(Required)

Yes  
 No


Are you interested in Premium Suite Rentals for upcoming concerts and shows?  
(Required)

Yes  
 No

Do you have interest in multi-game packages for the Phoenix Mercury?  
(Required)



7. Select the seats you would like.



Total Quantity: 4

You have chosen:  
**Section 121**  
Select new seats

Now, choose seats: | = aisle

Row 18, Seats 3-6	Row 18, Seats 11-14
Row 19, Seats 1-4	Row 19, Seats 12-15
Row 20, Seats 1-4	Row 20, Seats 11-14



Are you interested in Premium Suite Rentals at upcoming Phoenix Mercury games?  
(Required)

Yes  
 No

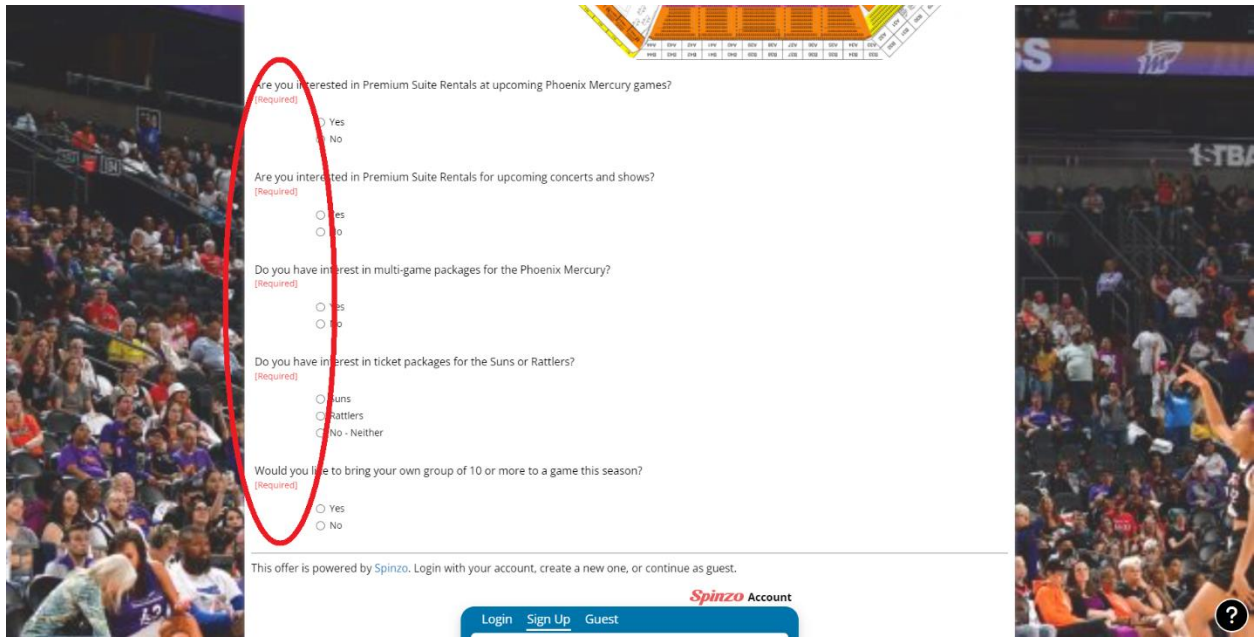
Are you interested in Premium Suite Rentals for upcoming concerts and shows?  
(Required)

Yes  
 No

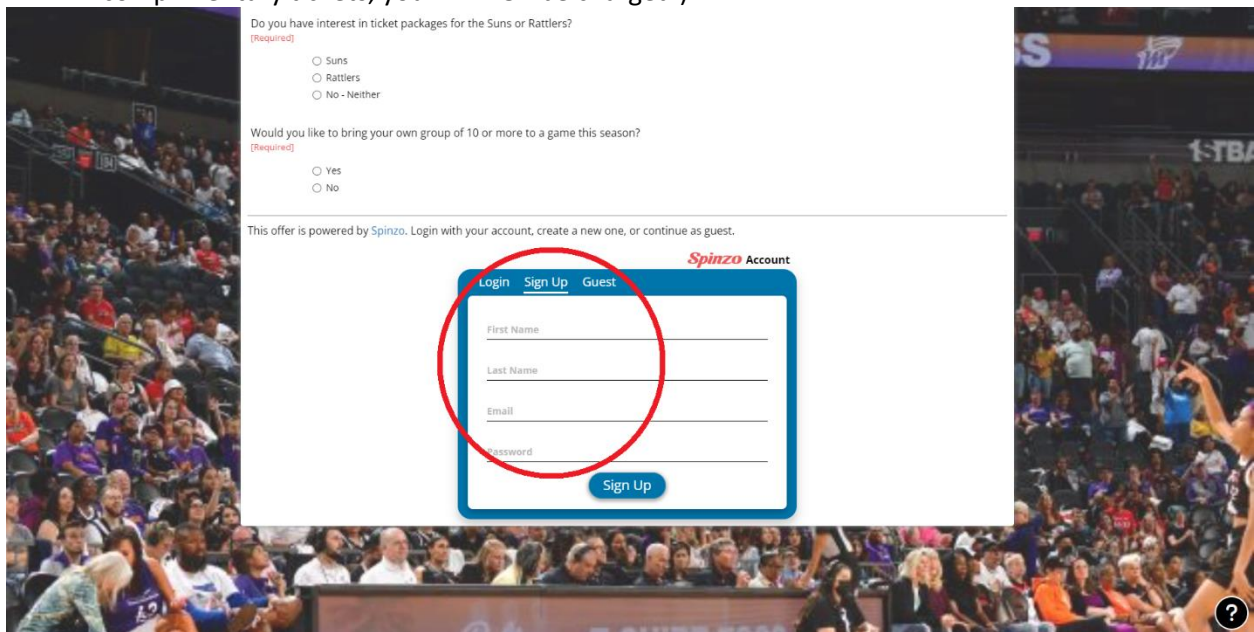
Do you have interest in multi-game packages for the Phoenix Mercury?  
(Required)



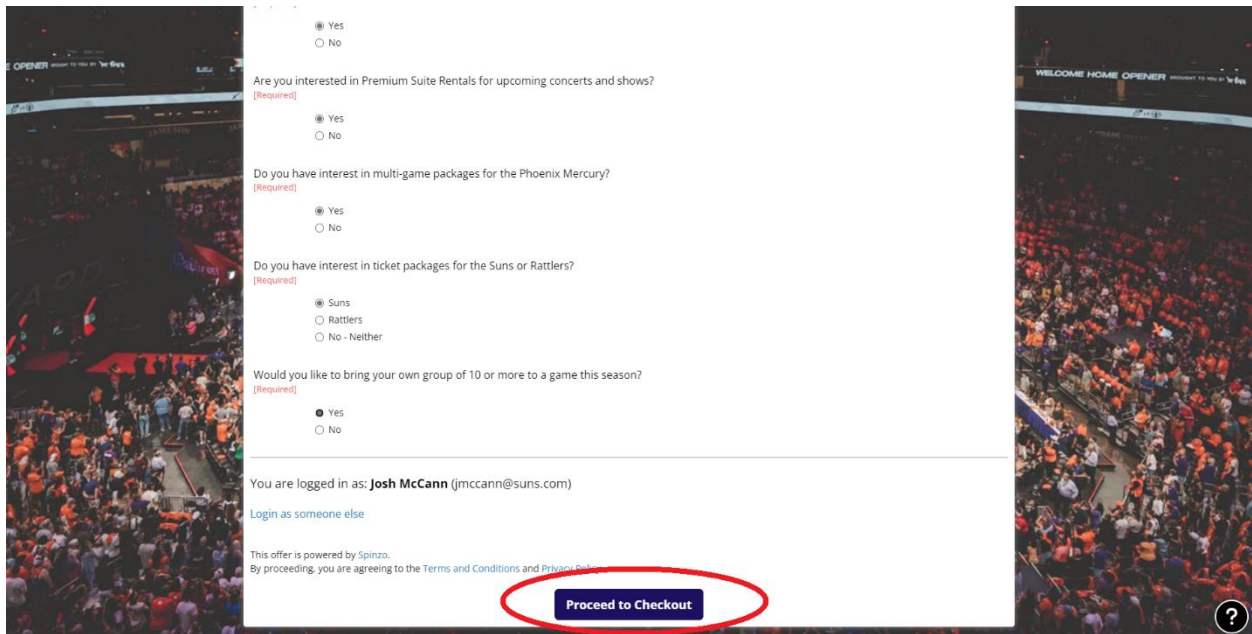
8. Answer the required questions



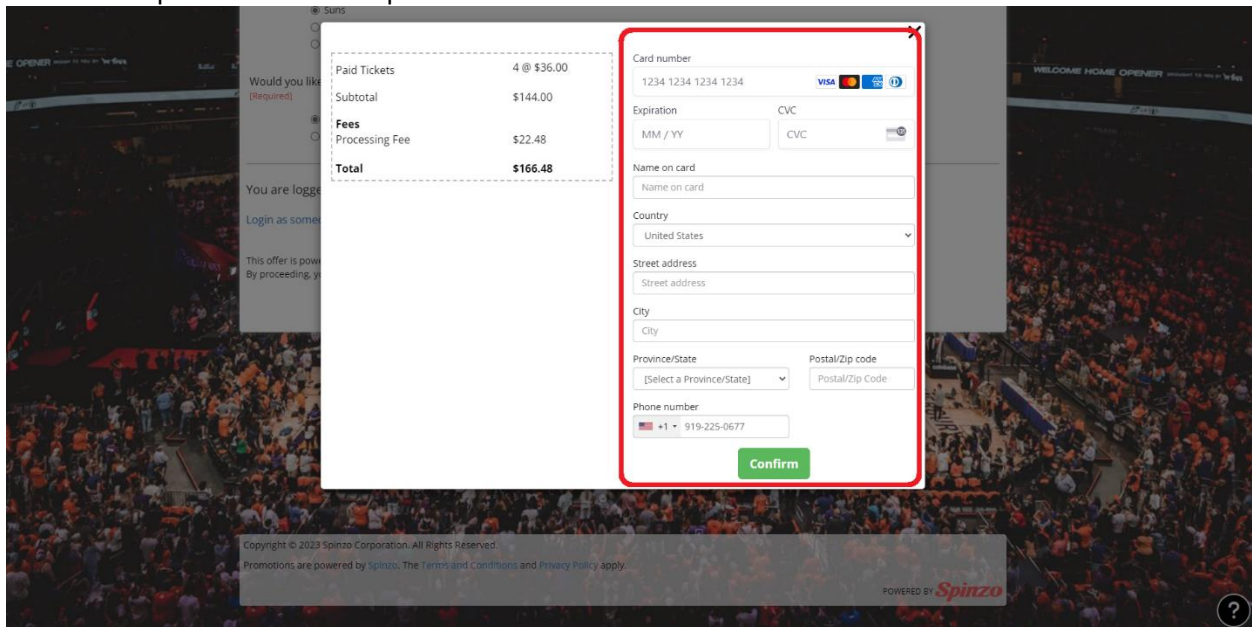
9. Login, sign up or continue as a guest to “check out.” (Note: If you have only selected complimentary tickets, you will NOT be charged.)



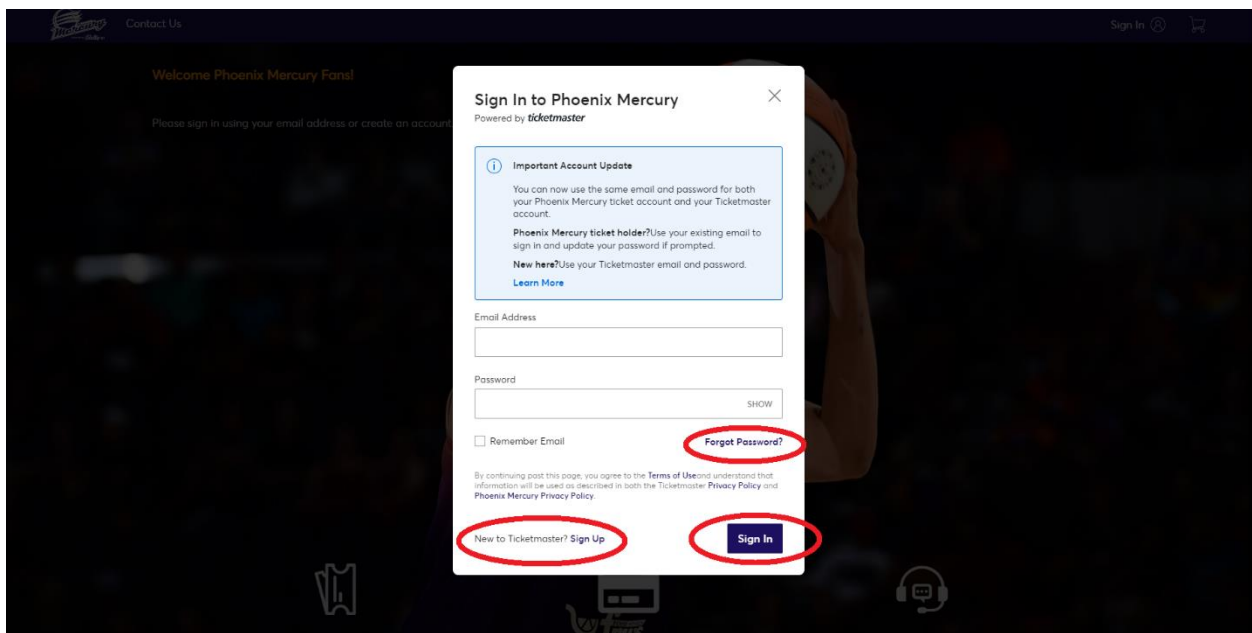
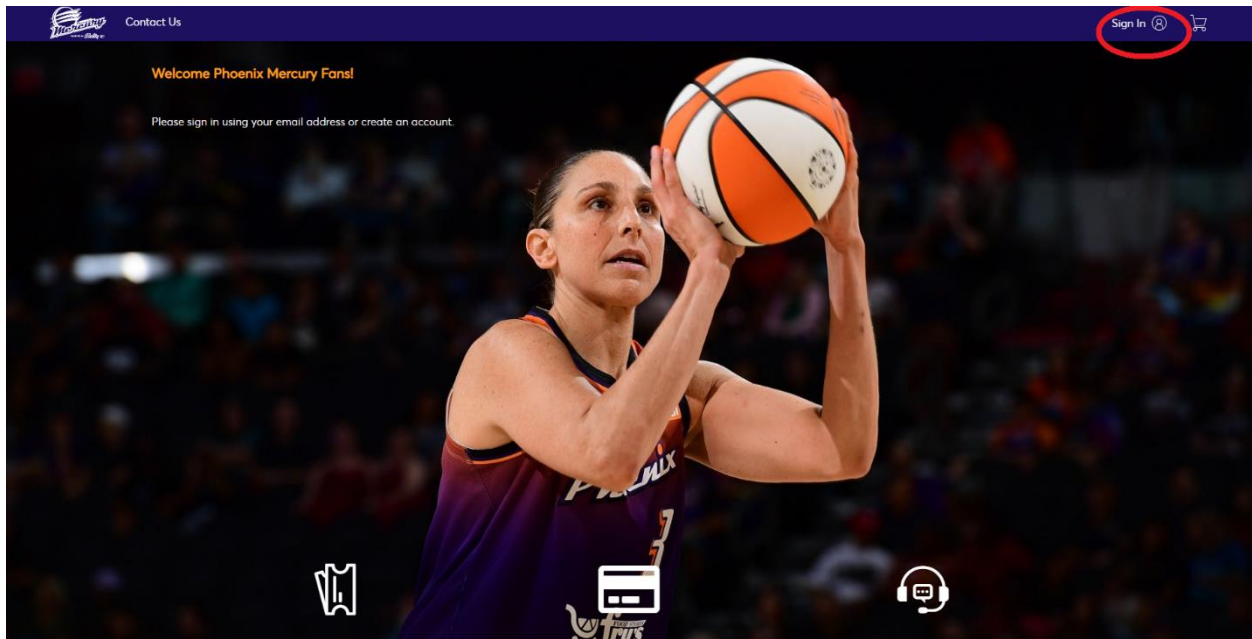
10. Click on “Proceed to checkout.”



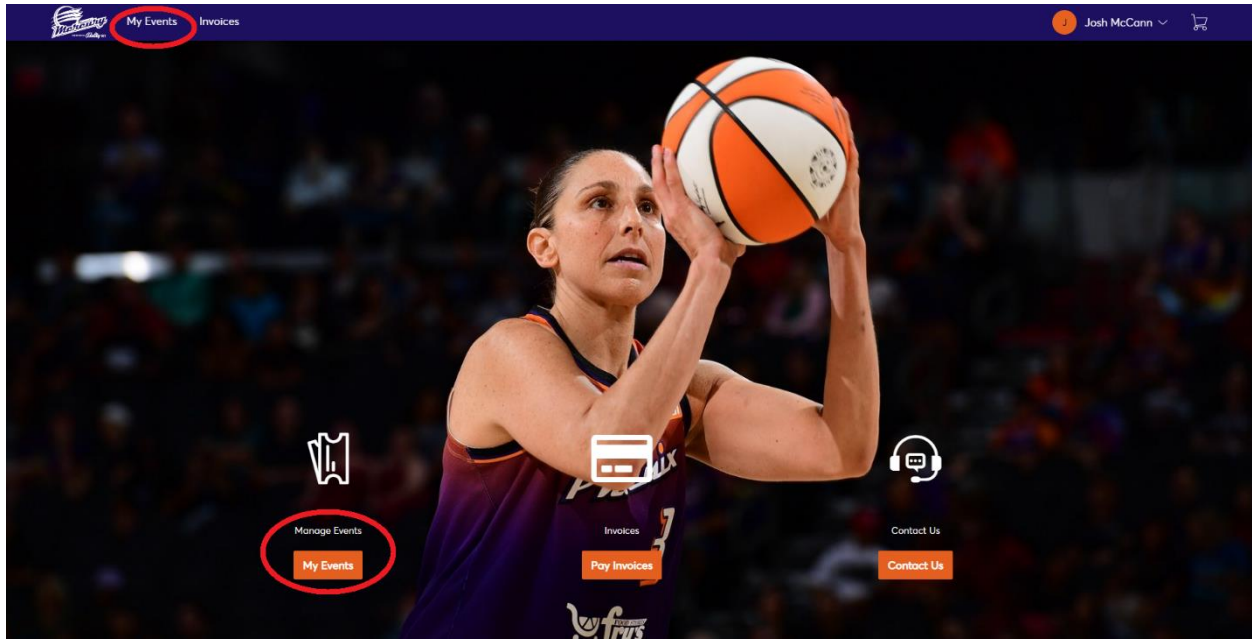
### 11. Complete the checkout process.



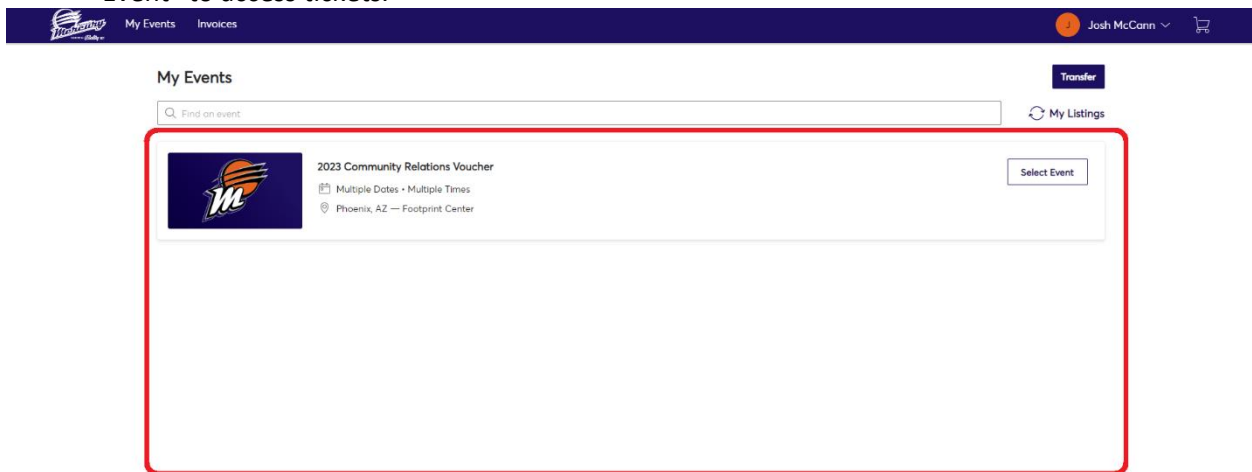
### 12. Once the checkout process is complete, access your tickets in the Phoenix Suns-Phoenix Mercury-Footprint Center app or at <https://am.ticketmaster.com/mercury/>. Click “sign in” and log in or create an account with the email address you used above and your tickets should be available in your account.



13. Once logged in, click on My Events at the bottom of the page or the top left.



14. From the My Events screen, you should see the tickets for the game you chose. Click on “Select Event” to access tickets.



***IF YOU ENCOUNTER ANY PROBLEMS OR QUESTIONS, please email [reading@phoenixmercury.com](mailto:reading@phoenixmercury.com)***